




Country JamTracks

Audio files, track documentation, and tabs in Guitar Pro and PDF formats.



20 EXCLUSIVE JAMTRACKS

MP3 | GPX | PDF

Challenge your musical capability and phrasing with this exclusive set of Country JamTracks. Complete with full tablature, recommended scales and chord chords, these tracks demand your full attention to make every note count.

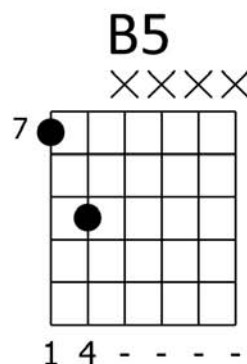
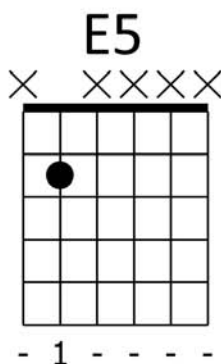
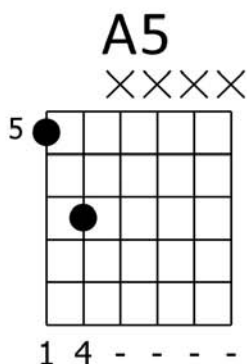
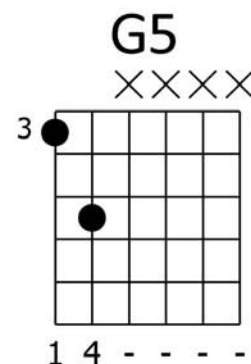
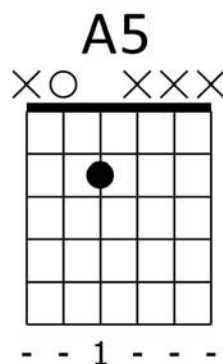
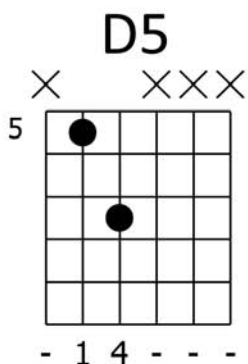
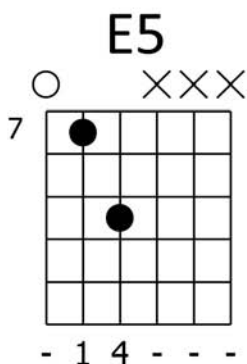


BEGINNER TRACKS

Big Beat Country

Key: E Minor Pentatonic

All of your E minor pentatonic Blues licks will work beautifully over this inspiring Country rock backing track. Make sure your bends are in tune and don't forget to develop your solos into something that speaks musically to the listener!

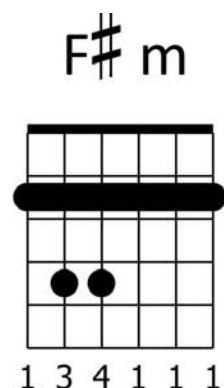
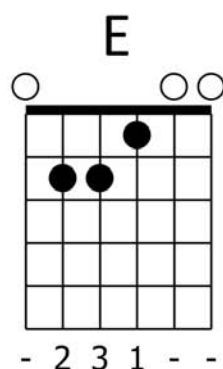
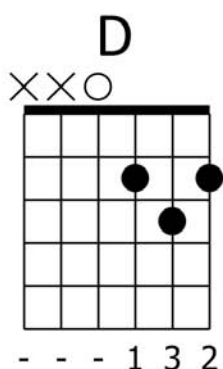
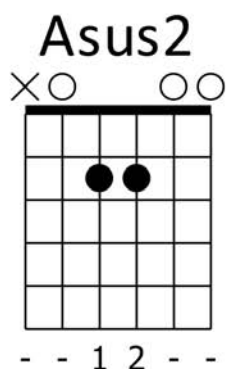




Blue Eyes

Key: A Major

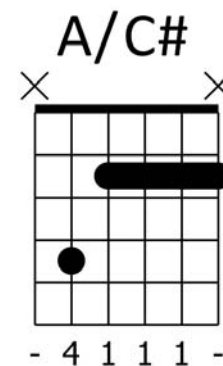
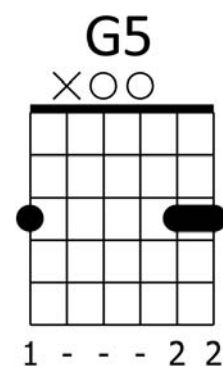
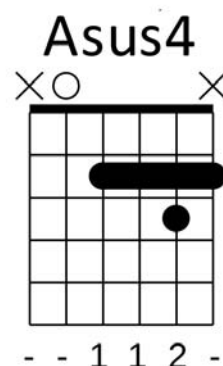
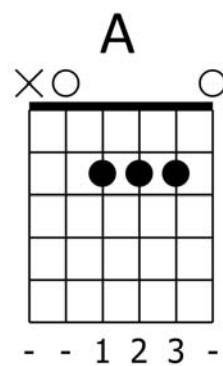
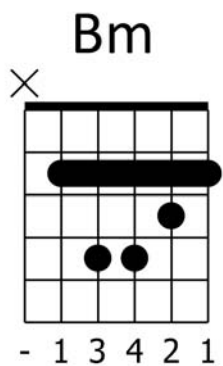
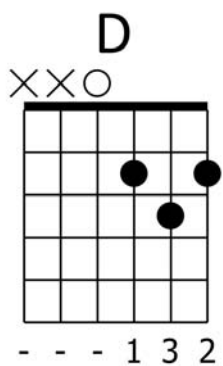
This Country ballad in A Major is a great way to learn how to make the most of only a few notes. Singing a theme before playing it on the guitar will help you stay melodic and focused on the essential.



Circus Feeling

Key: D Major

Don't hesitate to spend time developing your ideas over this slow Country ballad in D. There is no need to rush through the fretboard; focus on telling a story that accompanies the backing track.

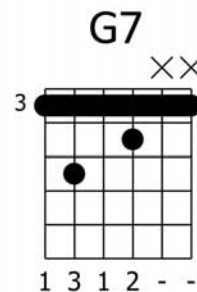
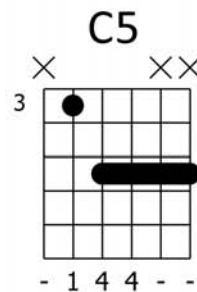
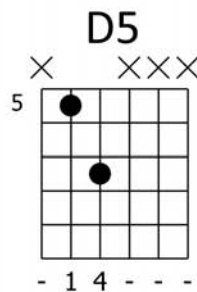
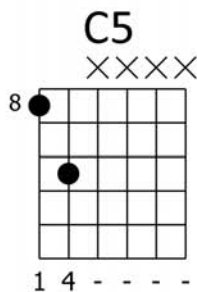
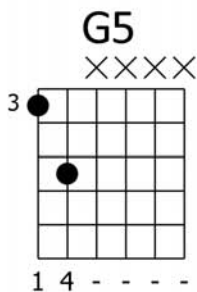




Country Blues

Key: G Minor Pentatonic

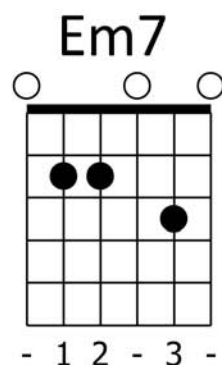
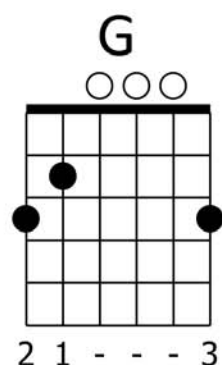
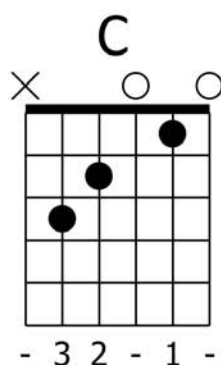
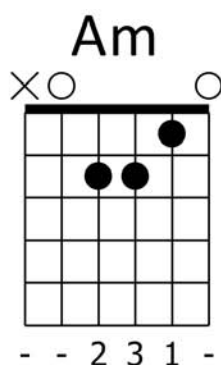
This Bluesy Country backing track in G is a great way to develop your rhythm phrasing. Don't hesitate to add chromatic passages as you develop your solo. Remember to anticipate the sound of each note you play!



Dark Mood

Key: A Minor

Playing with arpeggios of the A natural minor scale will help your solo sound more focused and controlled. Remember to develop themes as opposed to just going up and down the scale. Musicality is everything!





Happy Swing

Key: A Major

Using eight triplets over this track in A Major will help you achieve an interesting bebop inspired sound. Remember that chromatic passages are very effective when phrasing rhythmically. Have fun!

<p>A</p> <p>x 0 x</p> <p>- - 1 1 1 -</p>	<p>D</p> <p>x x 0 x</p> <p>- - - 1 3 2</p>	<p>E</p> <p>0 0 0</p> <p>- 2 3 1 - -</p>	<p>F# m</p> <p>1 3 4 1 1 1</p>	<p>Asus2</p> <p>x 0 0 0</p> <p>- - 1 2 - -</p>
--	--	--	---------------------------------------	--

Laid Back Picking

Key: A Major

Using a sliding Major pentatonic will help you smoothly transition between positions of the fretboard. Remember to keep your musical ideas simple and melodic. Use your guitar as your voice as you tell your musical story!

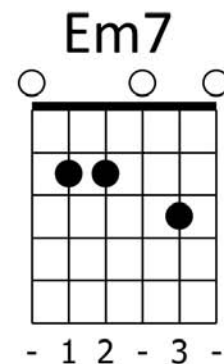
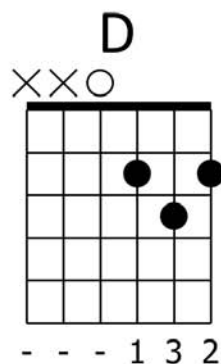
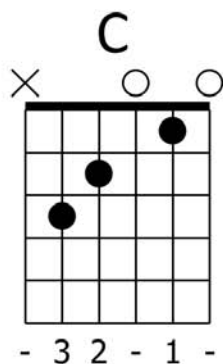
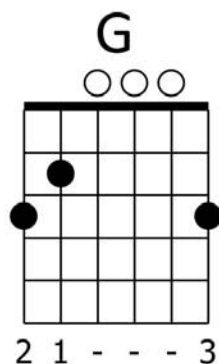
<p>A</p> <p>x 0 x</p> <p>- - 1 1 1 -</p>	<p>D/A</p> <p>x 0 x</p> <p>- - - 3 1 2 -</p>	<p>D</p> <p>7 x</p> <p>- - 1 1 1 -</p>
<p>G/D(bass)</p> <p>x x x</p> <p>7</p> <p>- - 3 1 2 -</p>	<p>E</p> <p>x x x</p> <p>9</p> <p>- - 1 1 1 -</p>	<p>A/E(bass)</p> <p>x x x</p> <p>9</p> <p>- - 3 1 2 -</p>



Shuffled Beat

Key: G Major

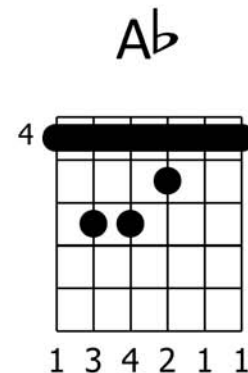
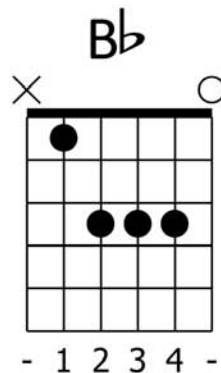
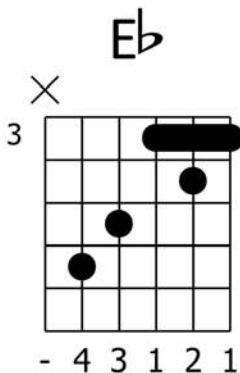
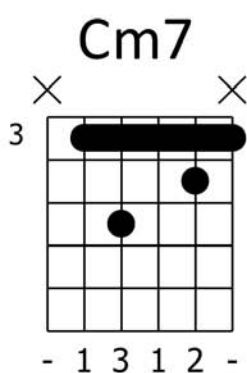
Combining the Major scale with the Major Blues scale will give your improvisation an expanded vibe. Feel free to blend the Minor pentatonic scale with the Major pentatonic scale to get even more colorful!



Simple Guy

Key: C Minor

This slow Country ballad in C minor is the ideal musical bed to develop new melodic ideas. Blending the minor Blues scale with the natural minor scale will give your lines a nice bluesy touch quite appropriate over this backing track.

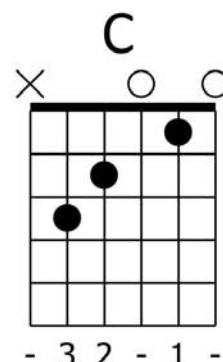
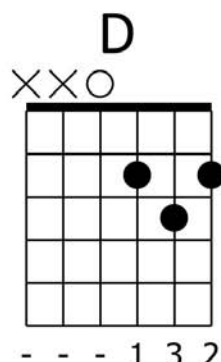
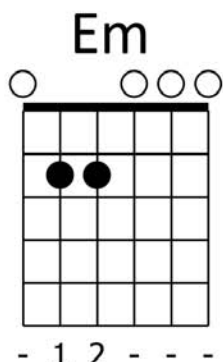
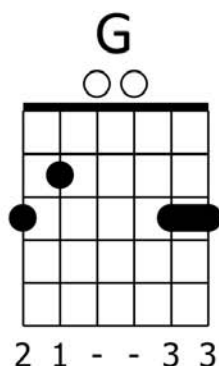




Slowhand Show

Key: B Major

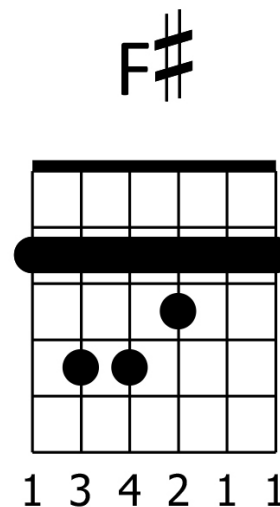
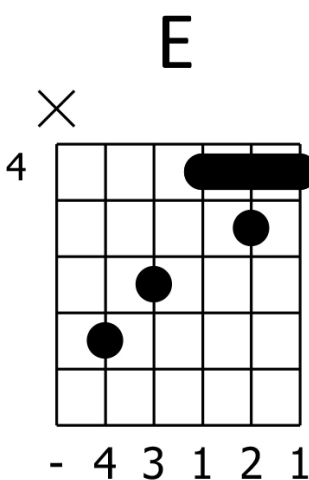
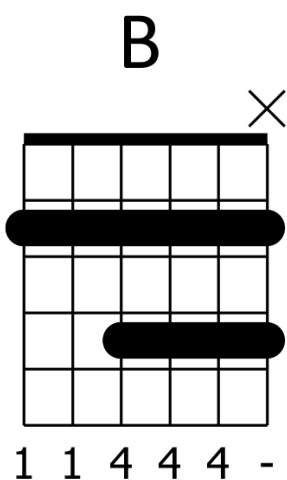
Experiment with the arpeggios extracted from the B Major scale. Remember to develop musical themes that are easy to remember, this will help the listener engage with what you are telling him musically.



Walking The Line

Key: B Major

The Major Blues scale is a great scale to use over this classic-vibe Country backing track. Feel free to add some short chromatic passages as you tell your musical story. Keep your improvisation simple and develop!

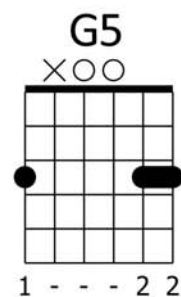
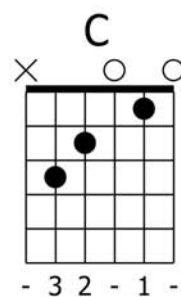
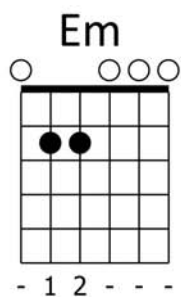
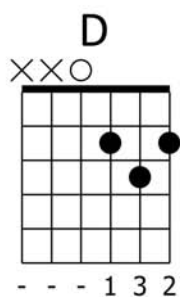
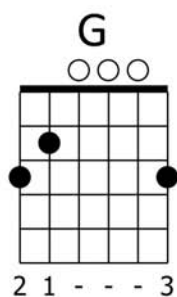




Western Noodles

Key: G Major

Keep your lead controlled and musical. Anticipating the sound of each note you play will help you develop a solo that really fits the backing track. No need to rush, enjoy the ride and stay melodic!





INTERMEDIATE TRACKS

Acousticana

Key: D Major, D Mixolydian

Let your ears guide your note choice as you alternate the Major scale with the Mixolydian mode. Remember that only the seventh interval differs between both scales, if you want to stay safe you can use the D Major pentatonic!

The image displays seven guitar chord diagrams on a six-string fretboard:

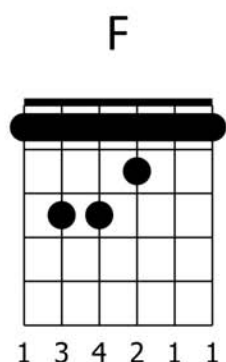
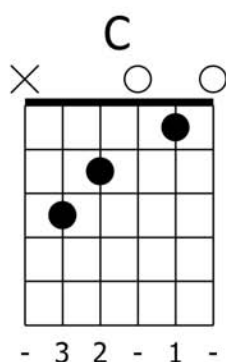
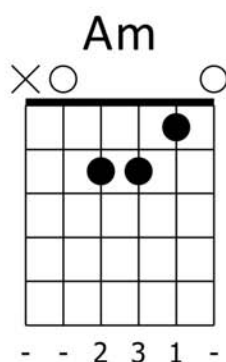
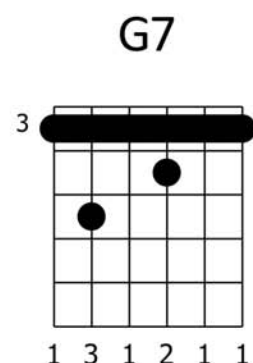
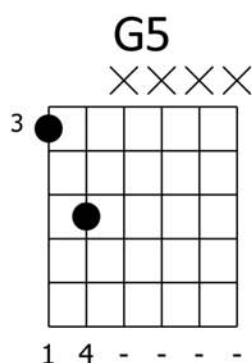
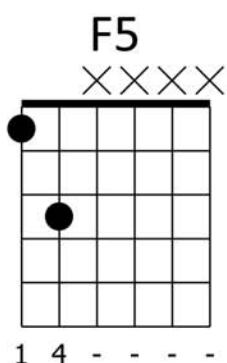
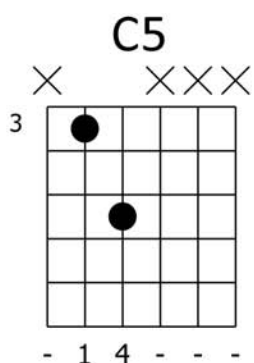
- E**: Fretboard with open strings (circles) at 1, 2, and 3. Frets 2, 3, and 1 are marked with dots. Fret numbers below: - 2 3 1 - -
- Esus4**: Fretboard with open strings (circles) at 1, 2, and 3. Frets 1, 2, and 3 are marked with dots. Fret numbers below: - 1 2 3 - -
- Dsus2**: Fretboard with muted strings (crosses) at 1, 2, and 3. Frets 1 and 2 are marked with dots. Fret numbers below: - - - 1 2 -
- A**: Fretboard with muted strings (crosses) at 1 and 2. Frets 1, 2, and 3 are marked with dots. Fret numbers below: - - 1 2 3 -
- F#m7**: Fretboard with muted strings (crosses) at 1 and 2. Frets 3 and 4 are marked with dots. Frets 1 and 2 are marked with dots. Fret numbers below: - 3 4 1 2 -
- B**: Fretboard with muted strings (crosses) at 1 and 2. Fret 1 is marked with a dot and a '2' above it. Frets 4, 4, and 4 are marked with a thick black bar. Fret numbers below: - 1 4 4 4 -
- Bsus4**: Fretboard with muted string (cross) at 1. Frets 2, 3, and 4 are marked with dots. Frets 1, 2, 3, and 4 are marked with a thick black bar. Fret numbers below: - 1 2 3 4 1



Blue Shuffle

Key: C Major Pentatonic, C Minor Pentatonic

The best way to approach this Blues-Rock backing track in C is to blend the Major pentatonic scale with the minor pentatonic scale. Make sure you listen to what you are playing as your ears will help you choose the right notes!

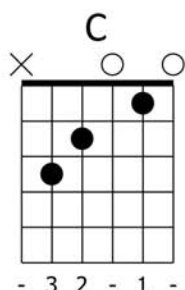
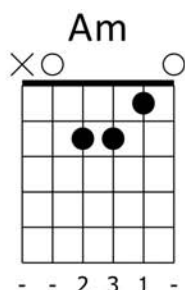
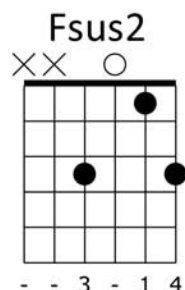
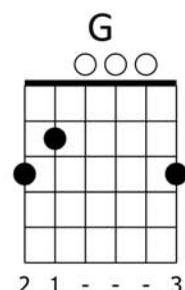
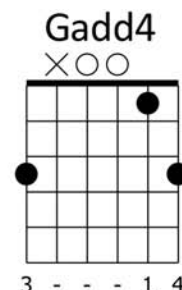


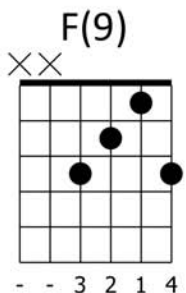
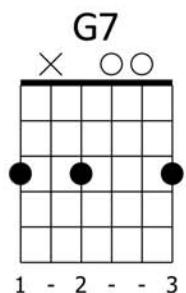
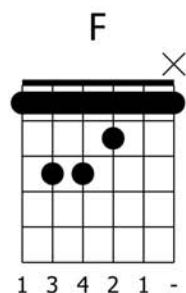
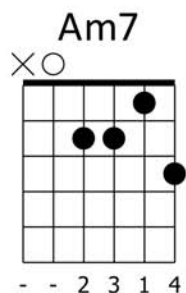


Classic Loner

Key: C Major

The main difficulty of playing over this slow track in C Major is to land on the strong notes. Let your ears guide you as you develop short musical ideas and remember that using the arpeggio notes can help you stay on track.

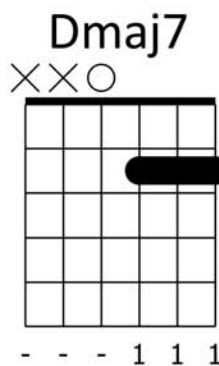
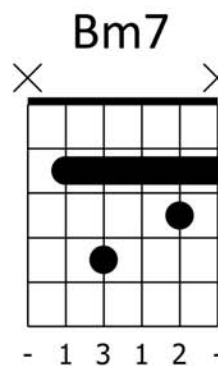
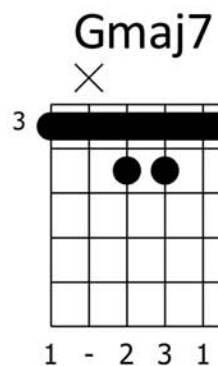
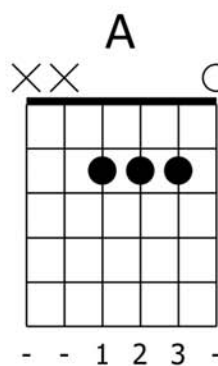






Gentle Touch

Key: D Major

Try using a legato technique over this mellow backing track in D Major. The legato technique will help you achieve a nice smooth sound that will work very well over this slow paced chord progression.



Good Pickin's

Key: F Major

Blending the Major Blues scale with the full Major scale will produce a colorful lead over this acoustic country track in F. Don't hesitate to repeat your musical ideas and develop them into a strong musical statement.

The image displays nine guitar chord diagrams arranged in two rows. Each diagram shows a six-string guitar fretboard with dots indicating finger positions. Some diagrams include symbols for muted strings (X) or open strings (O). Below each diagram is a sequence of numbers representing a picking pattern.

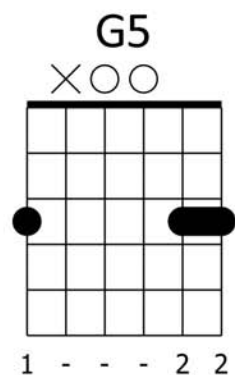
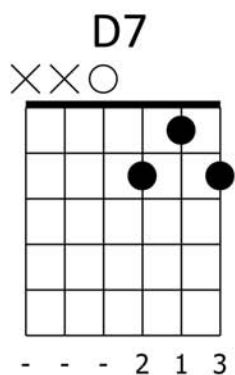
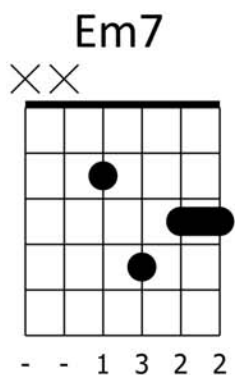
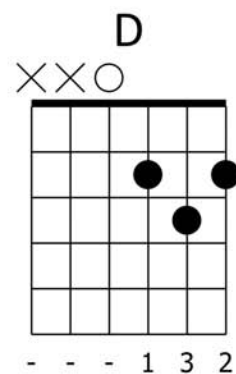
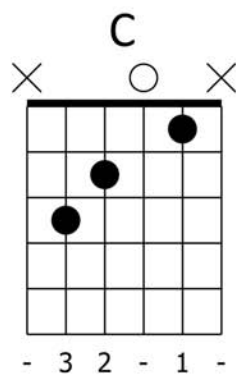
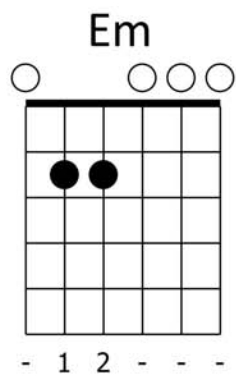
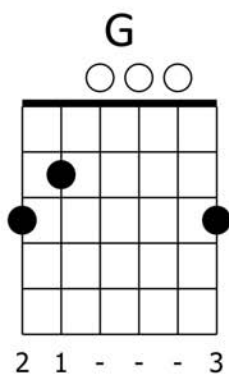
- F**: Picking pattern 1 3 4 2 1 1
- Gm**: Picking pattern 1 3 4 1 1 1
- C**: Picking pattern - 3 2 - 1 -
- B \flat 7**: Picking pattern 1 3 1 2 4 1
- B \flat 7**: Picking pattern - 1 3 1 4 1
- C**: Picking pattern 1 3 4 2 1 1
- F**: Picking pattern - 1 4 4 4 -
- C7**: Picking pattern - 3 2 4 1 -
- B \flat** : Picking pattern - 1 4 4 4 -



Grass Gone Blue

Key: A Major

Don't get overwhelmed by the faster speed of this Bluegrass backing track in A Major. Even though the chord progression is fast, your improvisation doesn't have to be. Keep developing your ideas into a musical story that fits the track.

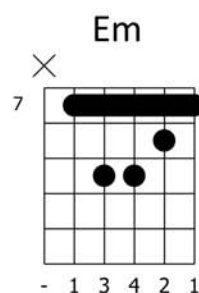
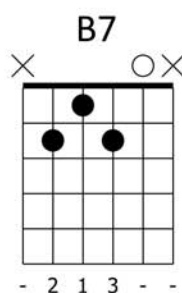
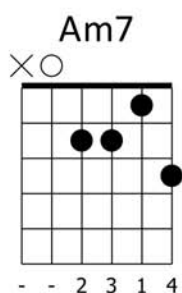
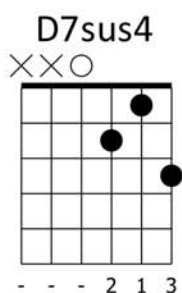
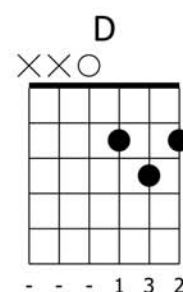
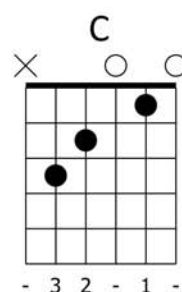
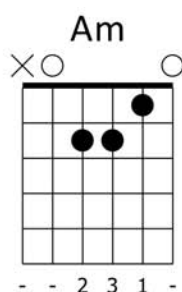
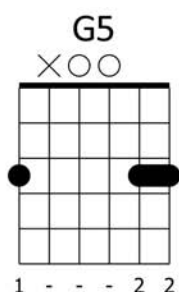
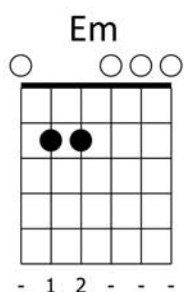




Long Road Ahead

Key: F Minor

This slow ballad is a great way to master new ideas using the F minor scale. Take advantage of the slow tempo to force yourself to play in areas of the fretboard you are not yet comfortable with.





Rustic Folk

Key: E Minor

All your Blues licks in E will work wonderfully well over this slow Country backing track. Remember to keep things simple as you experiment with new ideas. Keep your solo melodic and under control!

