



# Flavors of Funk

Audio files, track documentation, and tabs in Guitar Pro and PDF formats.



**40 EXCLUSIVE JAMTRACKS**

MP3 | GPX | PDF

Introducing 'Flavors of Funk'. A groovy, 20-song pack of killer tracks for you to jam along with. Available for both bass and guitar, these tracks feature an all-star cast of professional funk players from Denver bands Analog Son and The DBC. Utilize these tracks to explore the various grooves and subgenres of funk music.



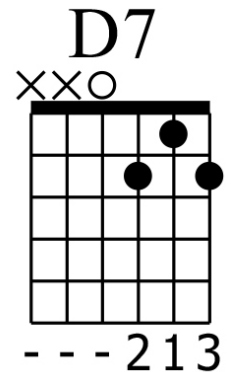
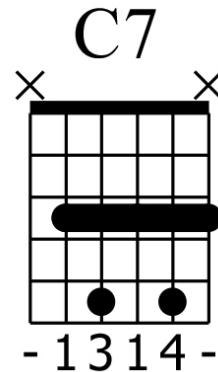
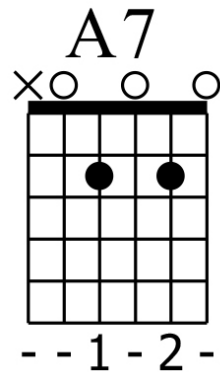
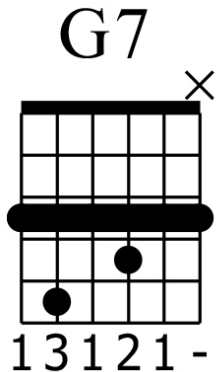
Sometimes, you just want to jam out and get funky.

But... if you don't have a band or a group of musicians to jam with, this can be a rare opportunity. But fear not - we have you covered with 'Flavors of Funk', a groovy 20-song pack of killer tracks for you to jam along with. Available for both bass and guitar, these tracks will build your chops up in no time. Featuring an all-star cast of professional funk players from Denver bands Analog Son and The DBC, these tracks explore the various grooves and sub-genres of funk music. You're sure to be getting dirty and grooving along as much as you please - it's practically a grooving funk band that fits in your pocket. Check it out today!

## Smilin'

**Key: G7**

An open, grooving track that recalls classic funk grooves of the 70s. Practice your dominant arpeggios through the chorus, and watch for the stop at the end of the turnaround.

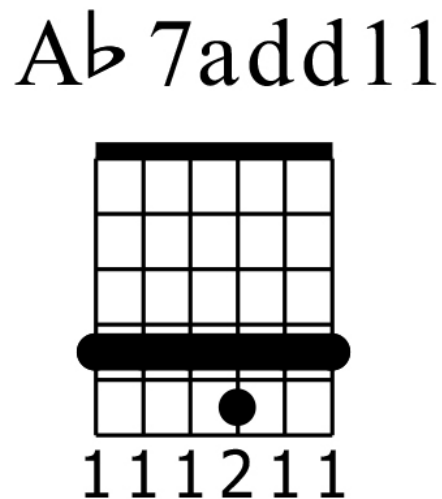
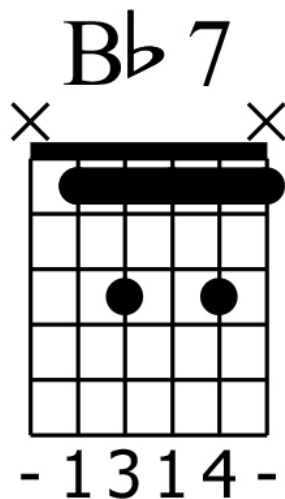




## Brothers and Sisters

**Key: Bb7**

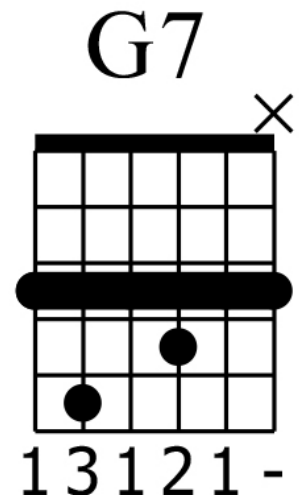
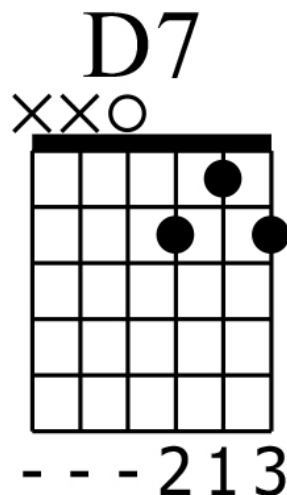
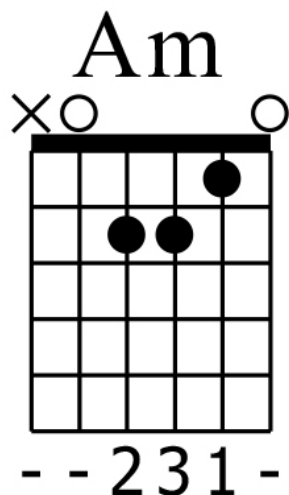
This track starts with a straight funk verse, and moves to a more disco-themed chorus. Look out for the hit in the B section. Also, experiment with different chords and scales over the Ab chord.



## Hyperjam

**Key: Am**

An uptempo modern funk tune in the style of John Scofield. Great for practicing lead lines and solos. Find creative ways to move from the minor tonality of the A to the dominant scale of the D.





## Lookie Lo-Lo

**Key: C7**

We get swampy with a track in the style of classic New Orleans funk group The Meters. This track is ideal for practicing comping and playing with the rest of the band. Make sure and lock up on the B section!

Diagram 1: **C7**. Fingering: -1314-. X marks on strings 1 and 6.

Diagram 2: **Eb**. Fingering: - - -341. 6th string is open. X marks on strings 1, 2, and 3.

Diagram 3: **Bb**. Fingering: -12341. X mark on string 1.

Diagram 4: **C**. Fingering: -32-1-. X mark on string 1, open strings on 2 and 4.

Diagram 5: **F**. Fingering: - - 321-. X marks on strings 1 and 6.

Diagram 6: **Gb**. Fingering: - - 3211. X marks on strings 1 and 2.

Diagram 7: **G**. Fingering: 134211.

## Breeze On By

**Key: C#maj**

The tempo takes a step up with this classic disco groove. Being in C#, this track is a great opportunity to practice in a seldom-used key.

Diagram 1: **C#**. Fingering: - - -341. 4th string is open. X marks on strings 1, 2, and 3.

Diagram 2: **F#**. Fingering: - - 3211. X marks on strings 1 and 2.

Diagram 3: **B**. Fingering: -12341. X mark on string 1.

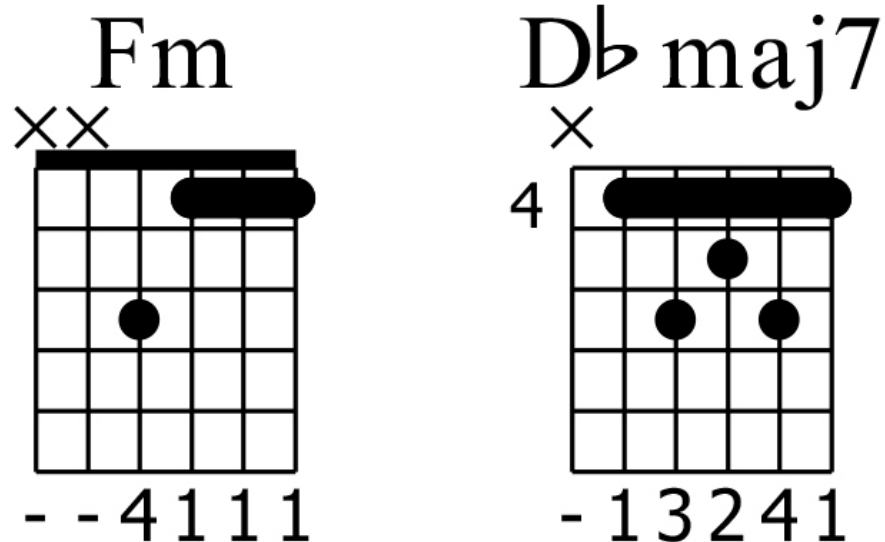
Diagram 4: **E**. Fingering: - - 21--. X marks on strings 1 and 2, open strings on 3 and 4.



## Down and Deep

### Key: Fm

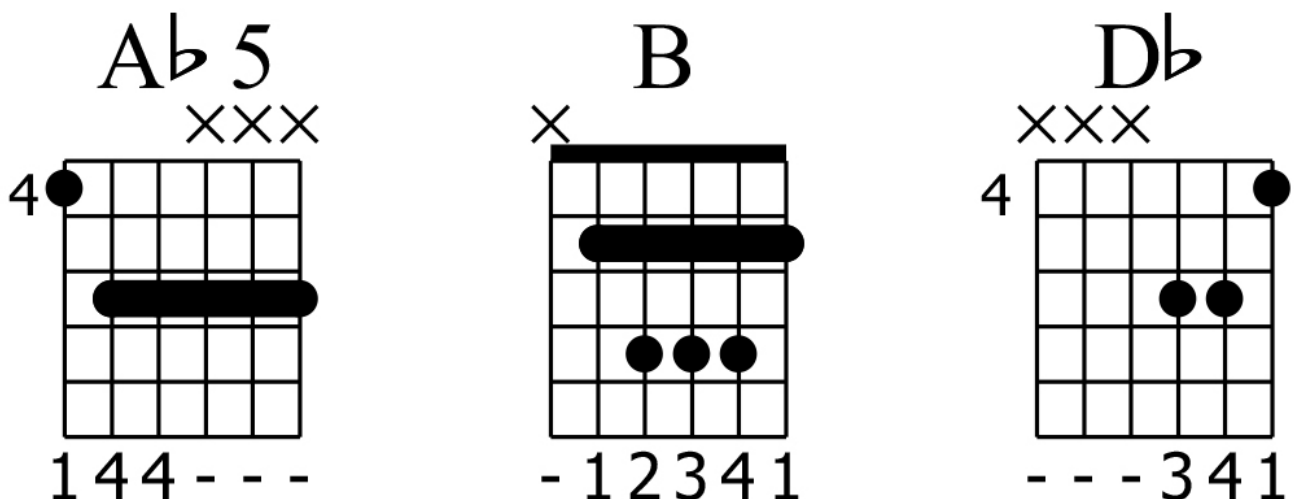
Funk inspired many genres, but prime among them was hip-hop. This tracks digs deep into a funky hip-hop groove. Focus on sparse, refined playing and laying back into the groove.



## A Higher Place

### Key: Ab

Featuring a slick 12/8 shuffle groove, this Stevie Wonder-style track is sure to get you going. Focus on phrasing in 3- and 6-note runs to lock in the the shuffle feel when soloing, and practice hitting triplet rhythms when comping.

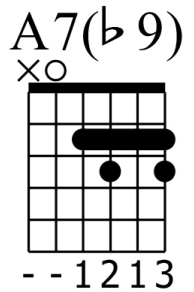
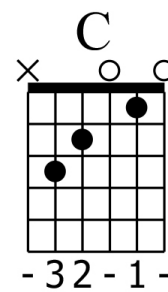
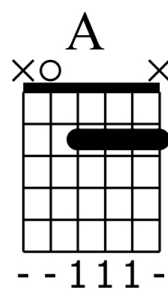
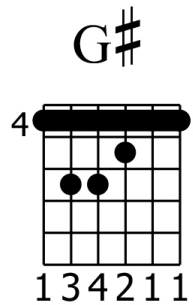
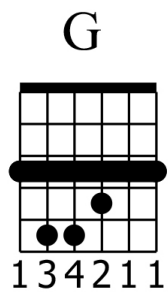
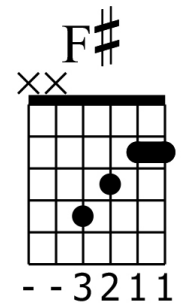
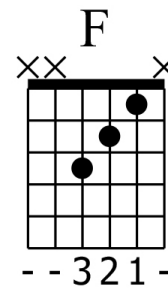
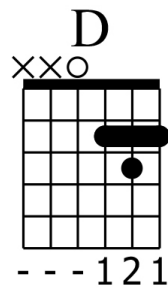
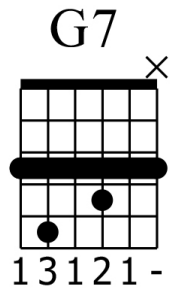
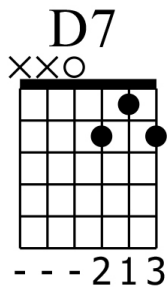




## Brand New Cadillac

**Key: D7**

Get up and get down on this 60's funk track in the style of James Brown. In true form of the Godfather of Soul, watch for the big run of hits at the end of the B section. Make sure you're locking in consistently with that, as well as keeping your parts sparse and tight through the rest of the groove.

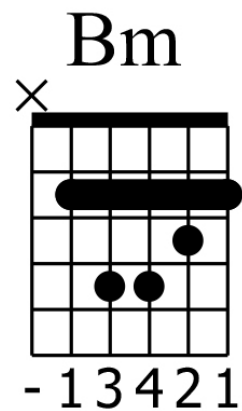
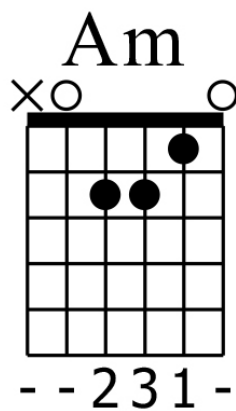
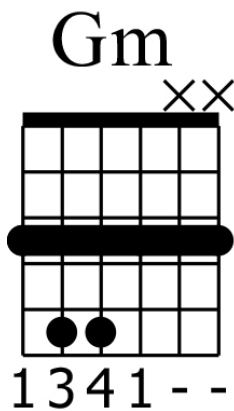
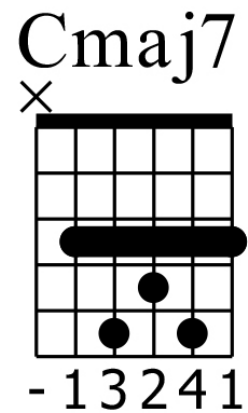
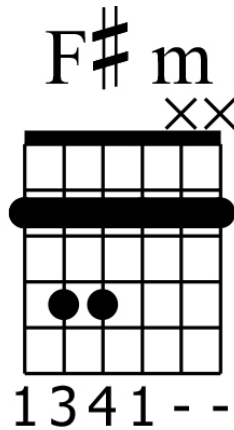
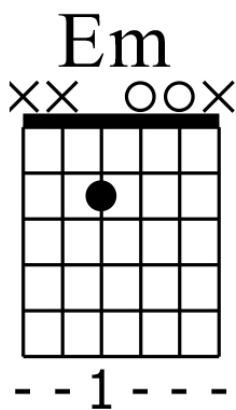




## So Much Love to Give

**Key: Em**

Things slow down a bit with this groovy funk ballad. Practice finding unique voicings to play over the top of the progression, and watch out for the funky groove that locks up in the B section.

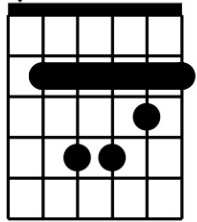
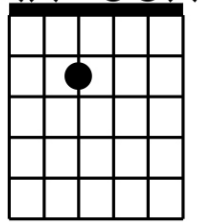
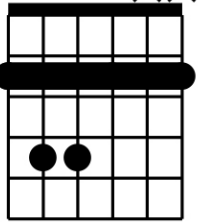
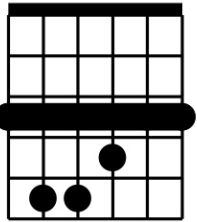
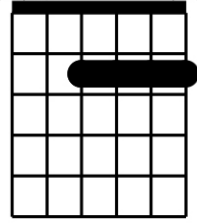
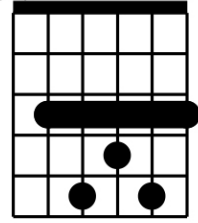
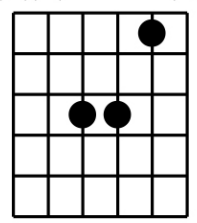




## Luanne

### Key: Bm

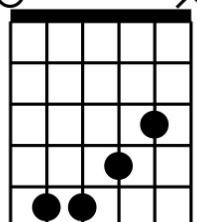
Harkening back to jazz-rock pioneers Steely Dan, this funky track grooves out under an intricate chord progression. Experiment with different options for your part - keep it simple or jazz it up. The B section is a great place to practice comping along with the rest of the band.

<b>Bm</b> x  - 1 3 4 2 1	<b>Em</b> xx 00x  - - 1 - - -	<b>F#m</b> xx  1 3 4 1 - -	<b>G</b>  1 3 4 2 1 1
<b>A</b> x0x  - - 1 1 1 -	<b>Cmaj7</b> x  - 1 3 2 4 1	<b>Bsus4</b> xx x 7  - - 3 4 1 -	

## The Light

### Key: Em

This ultra-tight modern funk track grooves hard, even though the progression is nothing more than a simple vamp. This gives you free reign to practice a wide variety of scales and soloing or grooving techniques without having to worry about any chord changes at all.

**Em7**  
o x  
  
- 3 4 2 1 -

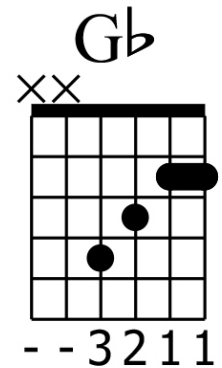
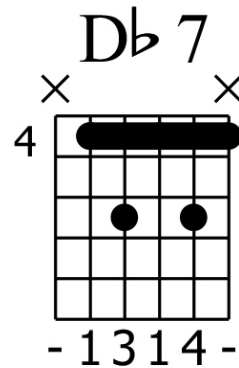
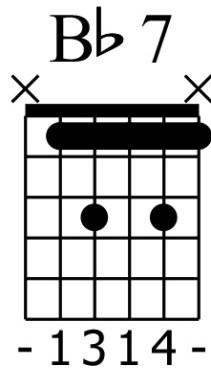
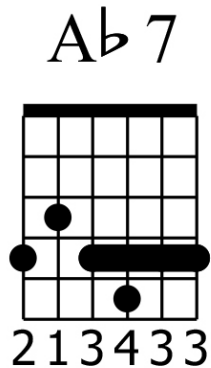




## Chickened Out

**Key: Ab7**

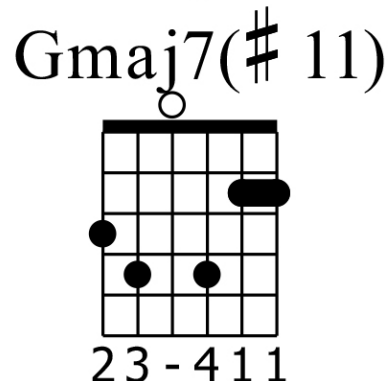
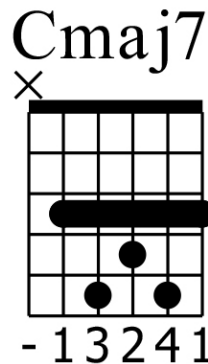
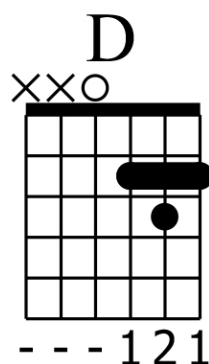
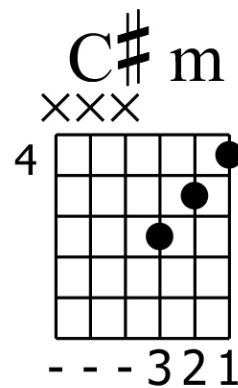
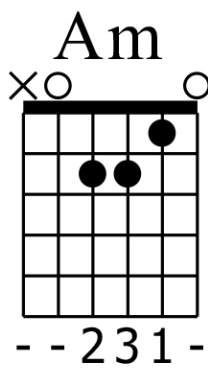
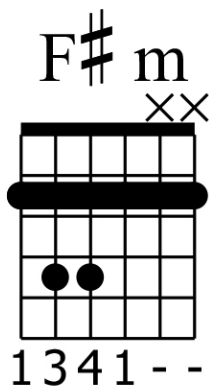
A classic, tight 70's funk track with a slick chorus and cool breaks. Another great chance to get some chops together in a seldom-used key - Ab.



## Horizons

**Key: Fm**

Unusual chord changes are abound in this slow, grooving jazz-funk mashup. Perfect for practicing soloing and phrasing around a highly nonlinear progression. Watch out for the three consecutive minor chords in the A section, and work on finding creative ways to play and comp through them.

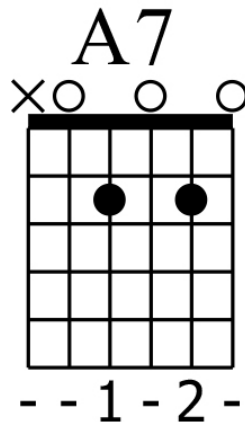




## Feelin' All Good

### Key: A7

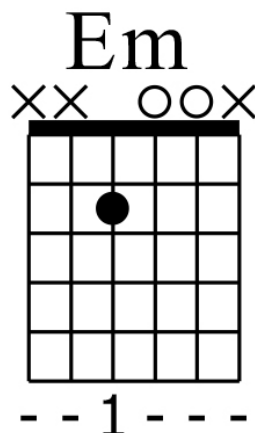
Simple, tight and driving, this track will give your 16th-note rhythm chops a solid workout. Remember to keep it tight and locked in with the drums, Look for common accent patterns in other instruments and lock in with those.



## Trade Ya

### Key: Em

Another track in the style of the Meters, this time we practice trading 4-bar solos around the band - first guitar, then organ, then bass. Make sure you're paying attention for when it's your turn, and remember to drop out when it's the turn of the other instruments.

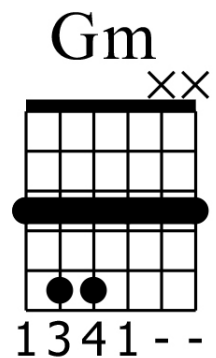
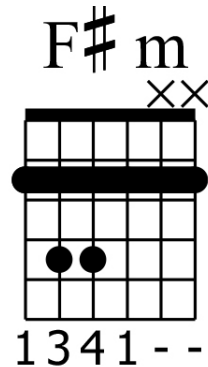
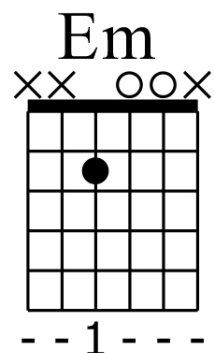
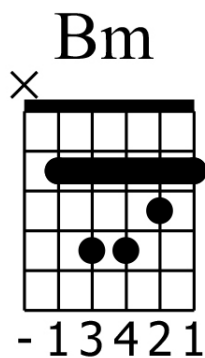




## Play by Play

### Key: Bm

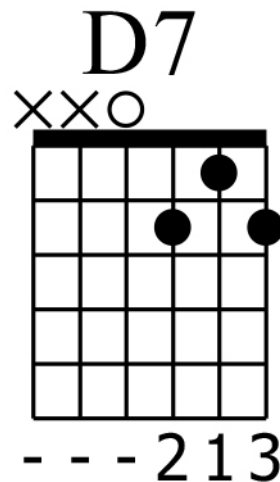
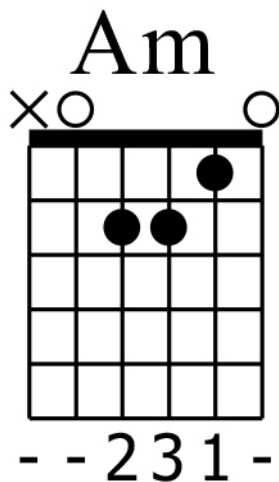
Another great jazz-funk track, this time in the style of guitarist Jeff Beck. This track is a good time to break out your pedals or whammy bar - there's lots of room to create interesting sounds and to practice incorporating unique textures into your tone.



## Holding On

### Key: Am

A medium-tempo track with almost a pop feel and a simple progression. Focus on the swung back-beat and open, simple 1-4 changes. Keep your parts simple, or shred over the top of the rest of the band - either works.

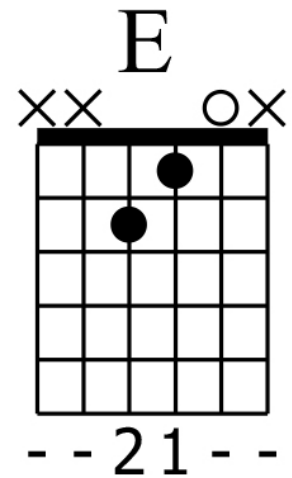
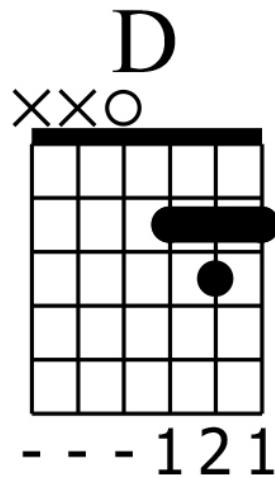
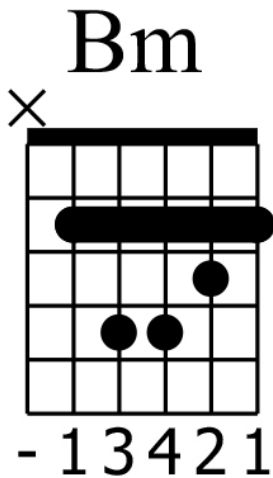




## Street Talk

### Key: Bm

Another important descendant of funk was the funky pop music of the 80s. This track, done in the style of Michael Jackson, features a tight funk guitar track alongside synthesizers and tight, simple drums. Again, simple parts are key here - just focus on locking in and keeping it grooving.

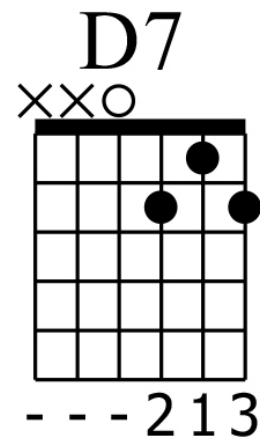
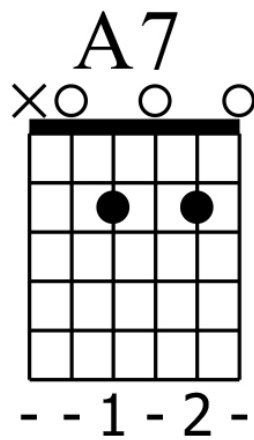
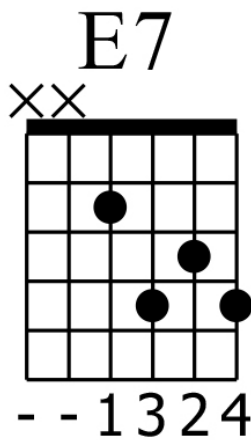
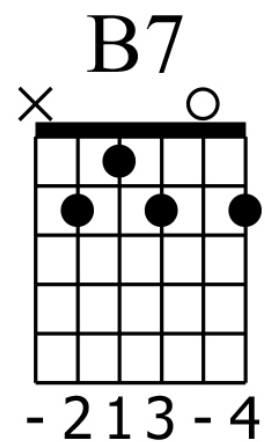
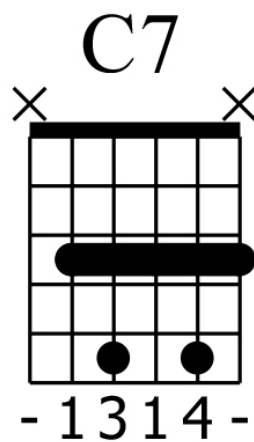
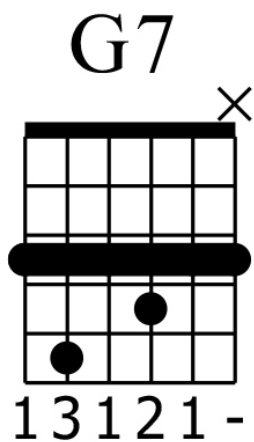




## Down By the Bayou

**Key: G7**

A study of funk music couldn't possibly be complete without a trip down to the swamps of New Orleans, Louisiana. This second-line funk is a classic example of the sounds of the Big Easy. Pay close attention to the unique feel of the second-line groove, based in the Afro-Cuban rhythm of the 3-2 clave.





## Fusion Illusion

**Key: Cm**

We round out our tracks with a tight, uptempo funk-fusion track with modern jazz elements. A great place to practice your shredding fusion licks.

